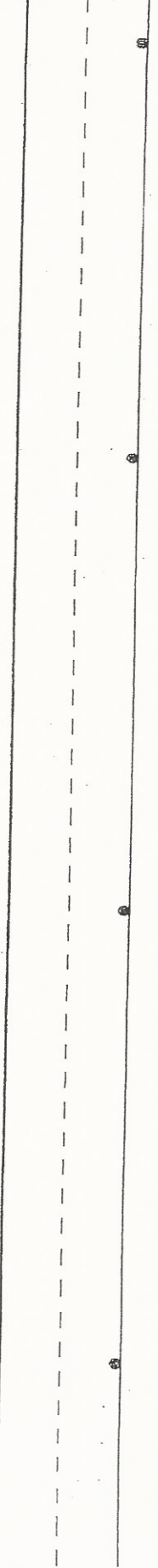


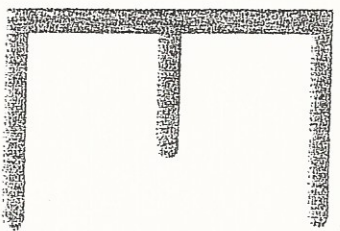
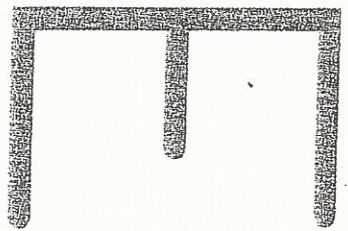
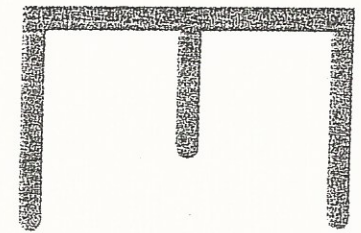


Trace and write.

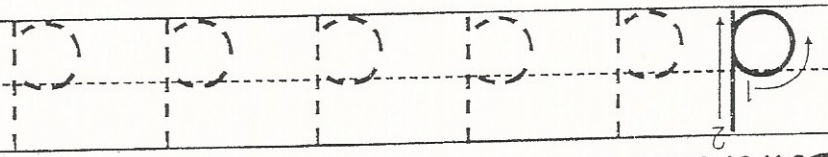




Schmastic

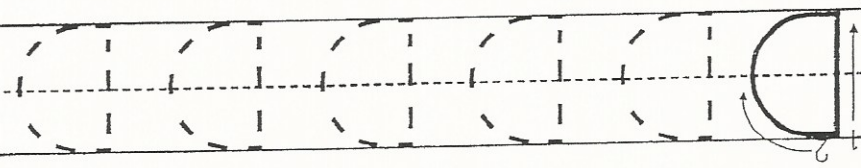
Two sets of handwriting lines, each consisting of a solid top line, a dashed middle line, and a solid bottom line.

Lowercase d



Two sets of handwriting lines, each consisting of a solid top line, a dashed middle line, and a solid bottom line.

Uppercase D

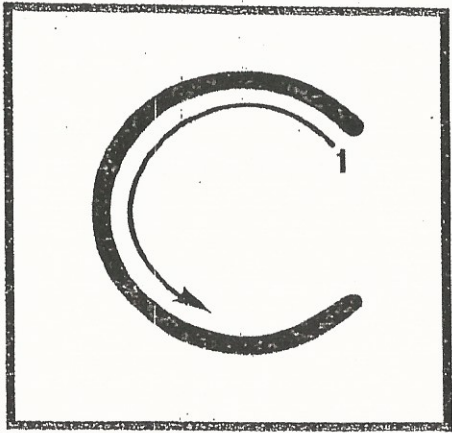


Identify and write the letters.
Color the picture.

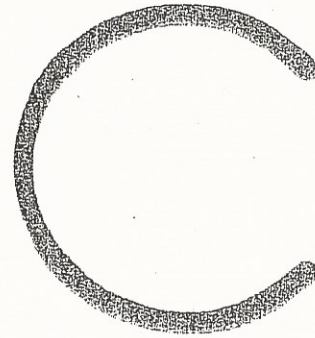
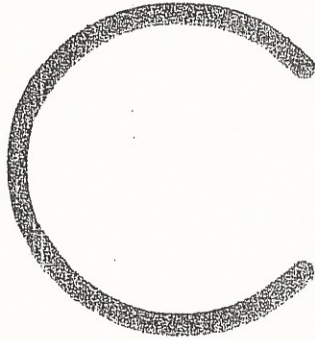


identifying and writing Dd

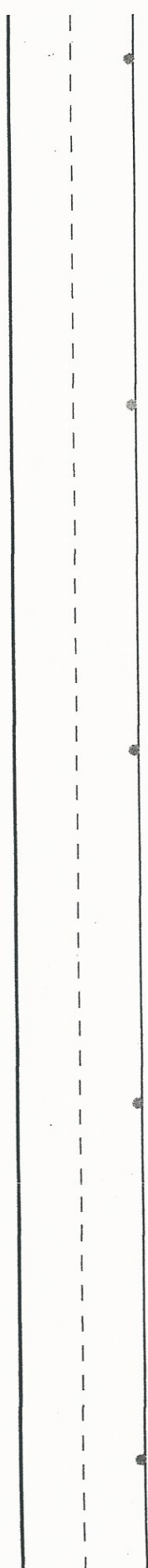
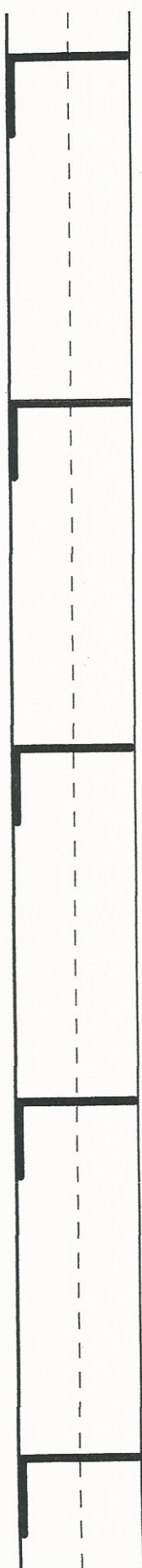
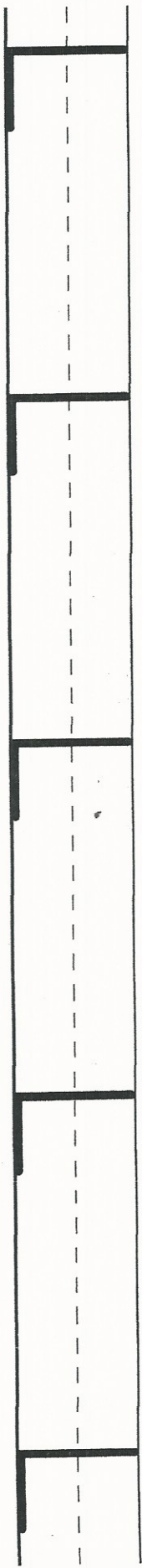

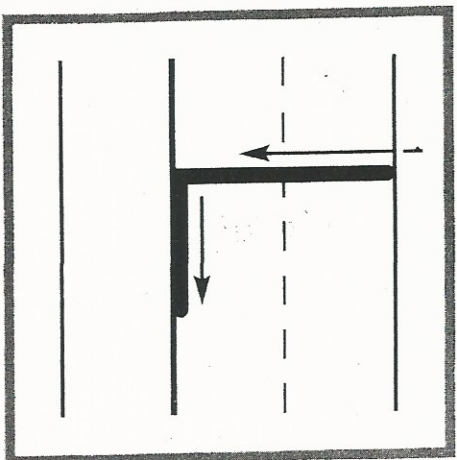




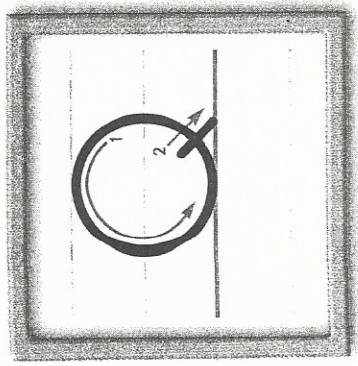
Trace and write.



Trace and write.



A B C D E F G H I J K L M N O P Q R S T U V W X Y Z
 a b c d e f g h i j k l m n o p q r s t u v w x y z



**Quack!
Quack!**

Trace and write.



Quiet! Quack! Quinn



Directions:

Discuss the picture on the page.
 Help students identify **Q** in the words in the picture.


Stroke description to guide letter formation of home:

1. Circle back all the way around. Lift.
2. Slant right.







numbers



Trace and write.




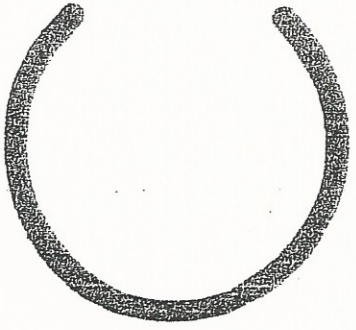
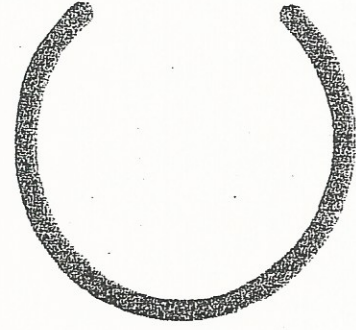
Stroke description to guide letter formation at home:

Pull down straight. Push up;
curve forward; pull down straight.




Directions: Discuss the picture on the page.
Help children identify n in the words that name
the pictures.

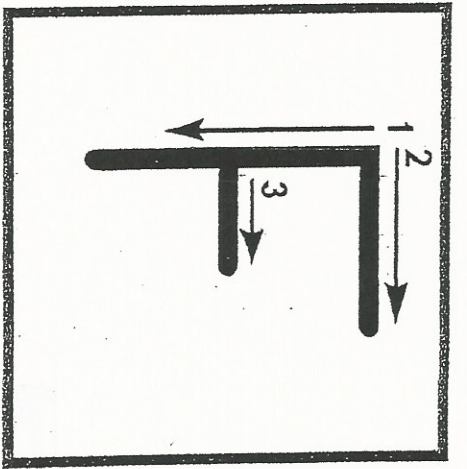
Trace and write.



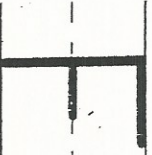
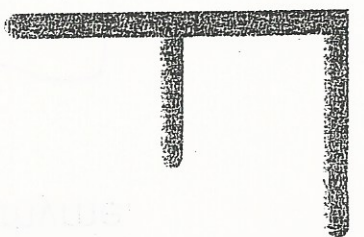
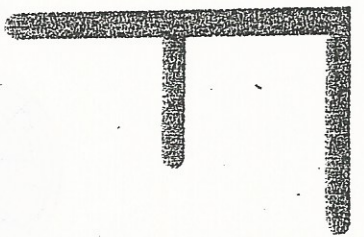
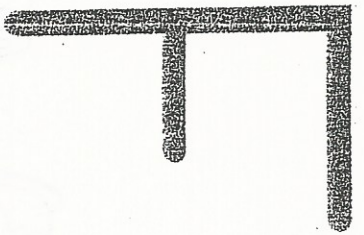
Trace and write.









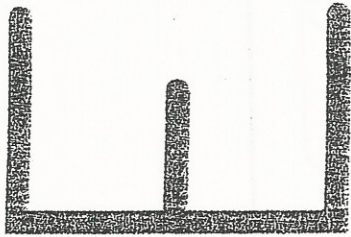
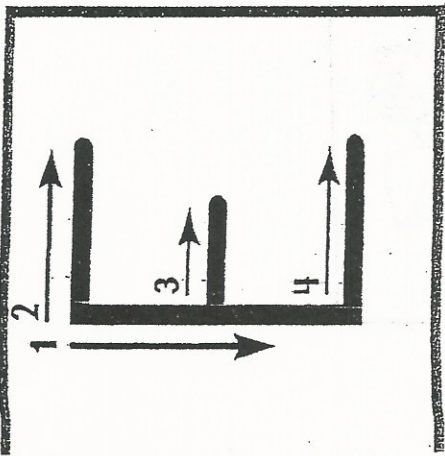
Handwriting practice lines consisting of four rows. Each row has a solid top line, a dashed middle line, and a solid bottom line. The first row contains three lowercase 'c's on the top line and three lowercase 'c's on the middle line. The second row contains three lowercase 'c's on the middle line and three lowercase 'c's on the bottom line. The third row contains three lowercase 'c's on the middle line and three lowercase 'c's on the bottom line. The fourth row contains three lowercase 'c's on the middle line and three lowercase 'c's on the bottom line.




Trace and write.




Trace and write.






Trace and write.



Stroke description to guide letter formation at home:



Circle back.



Slide left.

Directions: Discuss the picture on the page. Help children identify G in the words beside the pictures.

Trace and write.



u

E

E

E

u

E

E

E

.


.

.

.

.

.



Trace and write.



V

V

V

V

.

.

.

.

V

V

V

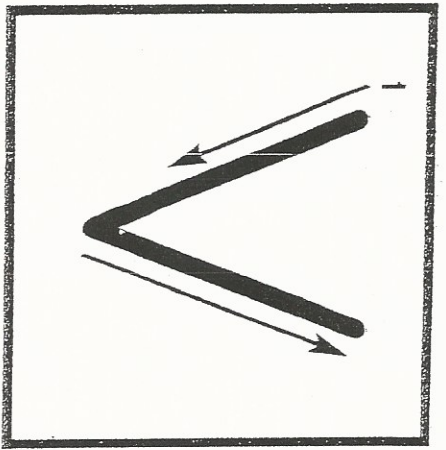
V

.







.


.

.




Trace and write.


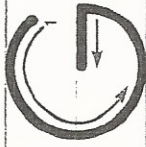




G g



Trace and write.



Stroke description to guide letter formation at home:



Circle back.
Slide left.



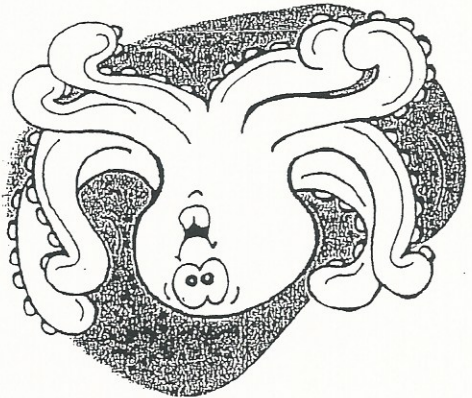
Directions: Discuss the picture on the page.
Help children identify G in the words beside
the pictures.

Handwriting practice lines with a row of six lowercase 'o' tracing guides on the bottom line. The first 'o' is solid with a counter-clockwise arrow, followed by five dashed 'o's.

Lowercase o

Handwriting practice lines with a row of six uppercase 'O' tracing guides on the bottom line. The first 'O' is solid with a counter-clockwise arrow, followed by five dashed 'O's.

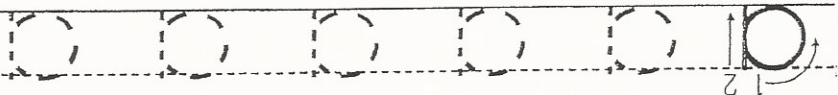
Uppercase O



Identify and write the letters.
Color the picture.

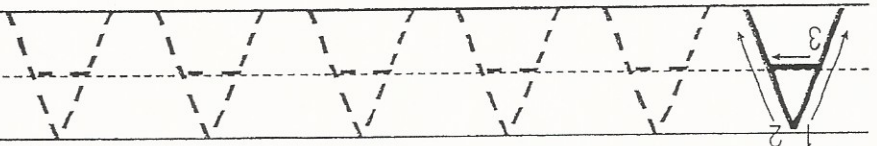


Blank handwriting practice lines consisting of a solid top line, a dashed middle line, and a solid bottom line.




Lowercase o

Blank handwriting practice lines consisting of a solid top line, a dashed middle line, and a solid bottom line.



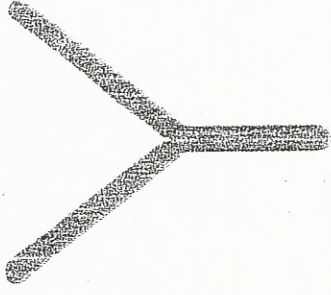
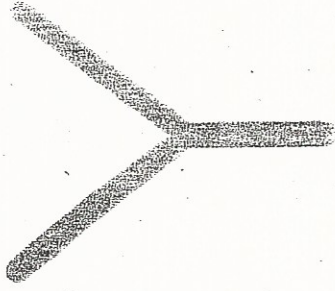
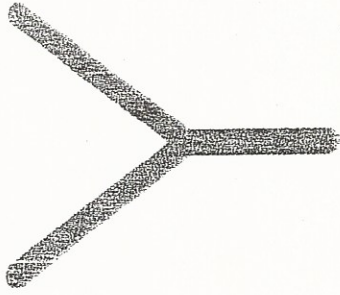
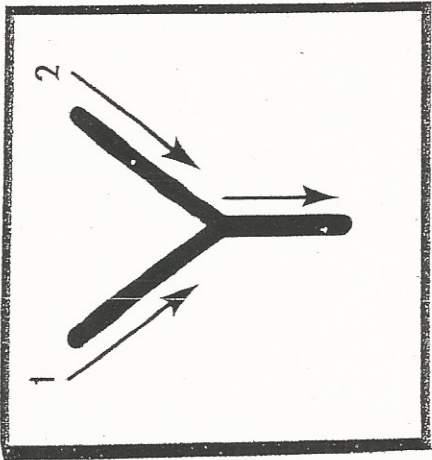
Uppercase A



Identify and write the letters.
Color the picture.


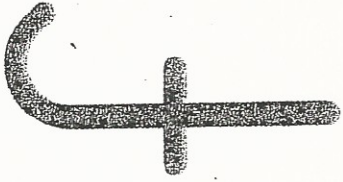
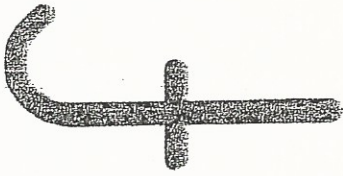
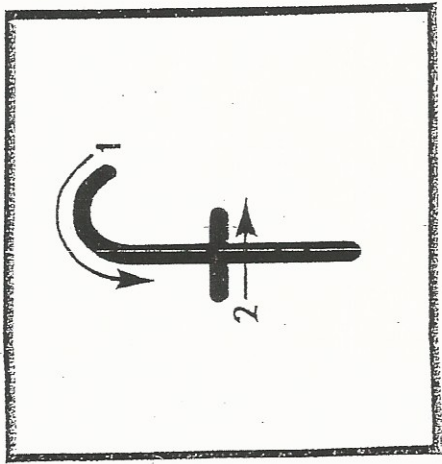


Trace and write.

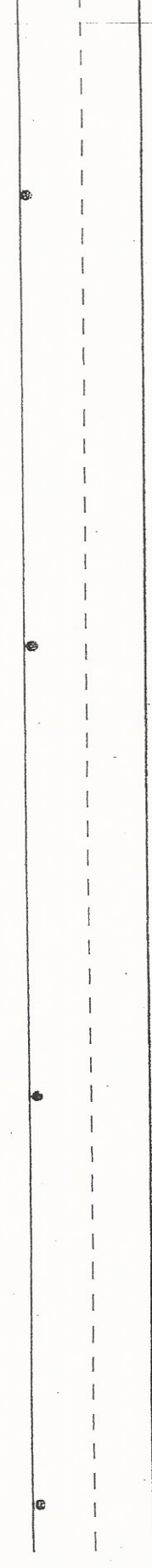


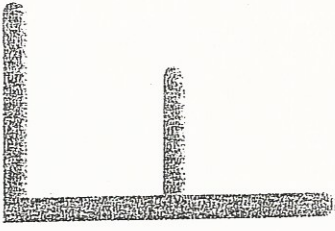
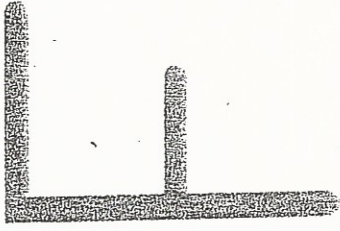

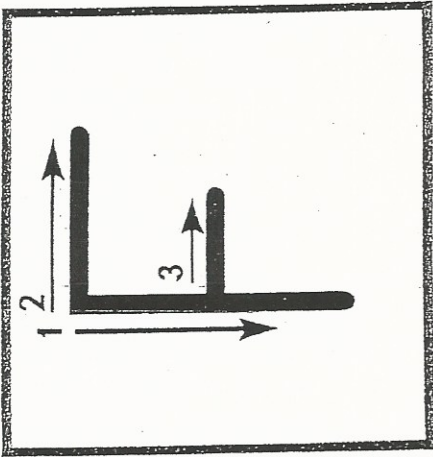



Handwriting practice lines for the letter Y. Each row consists of a solid top line, a dashed middle line, and a solid bottom line. The first row contains three uppercase 'Y's for tracing, followed by a dot on the middle line. The second row contains three uppercase 'Y's for tracing, followed by a dot on the middle line. The third row contains three uppercase 'Y's for tracing, followed by a dot on the middle line. The fourth row contains three uppercase 'Y's for tracing, followed by a dot on the middle line.

Trace and write.



Trace and write.





Trace and write.



c

c

c

c

.

.

.

.

c

c

c

c

.

.

.

.

Trace and write.



E

E

E

E

E

E

E

E

.

.

.

.